

















<p>Junior Safety Glasses</p> 	<p>Approx £2 each</p> <p>-----</p> <p>Essential item</p>	<p>www.cosydirect.com</p> <p>Rapid Electronics- JPS Junior spectacles http://www.rapidonline.com/facilities/junior-laboratory-spectacles-72695</p> <p>http://www.thesafetysupplycompany.co.uk</p>
<p>NOTE: if you have this as a printed hand out you can also access it on-line on my website – easier to follow links</p>		
<p>Small dozuki Japanese saw 160mm Ice bear brand is the best</p> 	<p>Approx £25</p> <p>-----</p> <p>Essential item</p>	<p>http://www.ebay.co.uk/itm/Ice-Bear-Japanese-Small-Dozuki-Tenon-Saw-160mm-Japanese-Saw/190577981211?hash=item2c5f55371b:m:mmapWLPfzP9gHdBTv3u-IA</p> <p>Cosy sell the ice bear version and a cheaper version – go for the icebear! www.cosydirect.com</p>
<p>Larger Pull saw – for cutting through thicker wood CON:P 265mm by CONMETALL, Germany</p> 	<p>Approx £10</p> <p>-----</p> <p>Either this saw or one below</p>	<p>https://www.amazon.co.uk/gp/product/B00FL8S6IO/ref=oh_aui_detailpage_o07_s01?ie=UTF8&psc=1</p>
<p>European style cross-cut saw: Bacho Tool box saw</p> 	<p>Approx £10</p> <p>-----</p> <p>Either this saw or one above</p>	<p>https://www.amazon.co.uk/Bahco-300-14-F15-16-Hp-Toolbox-Handsaw/dp/B0001GS12C/ref=sr_1_2?s=kitchen&ie=UTF8&qid=1462526216&sr=1-2&keywords=bacho++saw</p> <p>www.cosydirect.com</p>





<p>8oz Stubby Ball Pein Hammer</p> 	<p>Approx £5 each</p> <p>Essential item</p>	<p>http://www.muddyfaces.co.uk/product/trashed-2/</p> <p>https://www.amazon.co.uk/Rolson-10021-Stubby-Ball-Hammer/dp/B001KOTNFI/ref=sr_1_4?s=kitchen&ie=UTF8&qid=1462526311&sr=1-4&keywords=stubby+hammer</p> <p>www.cosydirect.com</p>
<p>8oz Stubby C law hammer</p> 	<p>Approx £5</p> <p>Useful to have one – for removing nails</p>	<p>www.cosydirect.com</p> <p>http://www.muddyfaces.co.uk/product/claw-hammer-8oz-stubby/</p>
<p>Japanese nail puller</p> 	<p>Approx £15</p> <p>Useful tool for removing nails</p>	<p>https://www.amazon.co.uk/Vaughan-Bear-Claw-Puller-195mm/dp/B001D1H9S6/ref=pd_sim_sb_s_60_3?ie=UTF8&dpID=31sRYQJOA-L&dpSrc=sims&preST=AC_UL160_SR160%2C160_&refRID=91GC87R2RJW8QF45963E</p>
<p>Nail puller</p> 	<p>Approx £5</p> <p>Useful tool for removing nails</p>	<p>https://www.amazon.co.uk/Draper-64804-195-Tack-Lifter/dp/B0001K9ZAK/ref=sr_1_7?s=diy&ie=UTF8&qid=1507281081&sr=1-7&keywords=nail+puller</p>





<p>Draper pistol grip hand drill</p> 	<p>Approx £15 each</p> <p>Essential item</p>	<p>www.cosydirect.com</p> <p>http://www.muddyfaces.co.uk/product/pistol-grip-hand-drill/</p>
<p>Short stubby drill bits</p> 	<p>£5 for 10</p> <p>Very useful - being short less likely to break</p>	<p>http://www.ebay.co.uk/itm/DeWalt-HSS-Stubby-Drill-Bits-Pack-Of-10-Size-3-3-mm-/281671989573?hash=item4194f57945:m:m-5kVIFz-y1AuH2y3kqiRQ</p>
<p>Brace and bit</p> 	<p>£10</p> <p>Makes drilling larger diameter holes easier</p>	<p>www.cosydirect.com</p> <p>http://www.muddyfaces.co.uk/product/wooden-hand-drill/</p>
<p>Misc. Measuring equipment</p> 	<p>Also a spirit level can be a nice addition</p>	<p>http://www.muddyfaces.co.uk/product-category/tools-storage/measures-levels/</p>



<p>Short posidriv screwdriver PZ2</p> 	<p>Approx £2 each</p> <p>Essential item</p>	<p>www.cosydirect.com</p>
<p>Stanley bradawl</p> 	<p>Approx £5</p> <p>Useful to make hole in balsa prior to screwing</p>	<p>https://www.amazon.co.uk/Stanley-STA069014-1-1-3In-0-69-014/dp/B0001IW7SO/ref=sr_1_6?s=diy&ie=UTF8&qid=1507283198&sr=1-6&keywords=bradawl</p>
<p>Palm drills</p> 	<p>£3</p>	<p>http://www.muddyfaces.co.uk/product/palm-drill-standard/</p> <p>www.cosydirect.com</p>
<p>G Clamps</p> 	<p>£5</p>	<p>Available from all hardware suppliers.</p> <p>www.cosydirect.com</p>

<p>Battery powers screwdriver</p> 	<p>Approx £25 each</p>	<p>https://www.amazon.co.uk/Bosch-Cordless-Screwdriver-Integrated-Lithium-Ion/dp/B00XI610R0/ref=sr_1_1?s=diy&ie=UTF8&qid=1507284594&sr=1-1&keywords=bosch+battery+screwdriver</p>
<p>Rasps</p> 	<p>Approx £12</p>	<p>https://www.amazon.co.uk/Silverline-MS104-Rasp-Set-3-Piece/dp/B000LFTQVI/ref=sr_1_2?s=diy&ie=UTF8&qid=1507284624&sr=1-2&keywords=rasps</p>
<p>Large magnet</p> 		<p>All educational suppliers www.cosydirect.com</p>
<p>Surform</p> 		<p>https://www.amazon.co.uk/Stanley-Moulded-Surform-Block-521104/dp/B0001IWCUC/ref=sr_1_1?s=diy&ie=UTF8&qid=1507284745&sr=1-1&keywords=surform</p>

<p>Sandpaper</p> 	<p>Approx £2 each</p>	<p>Sheets available from all hardware supplier – glue to a board for easy use</p>
<p>Sanding discs</p> 	<p>Approx £5</p>	<p>http://t4kids.co.uk/</p>
<p>Nails</p> 		<p>25mm round nails with a head. These are a perfect size to use with the balsa wood and are easy to hold and great to gain confidence with. 25Kg boxes work out very economical in the long run.</p> <p>Also 40mm, 50mm and 65mm lengths and 2.65mm width. Bright round nails (cheaper than galvanised)</p> <p>https://www.rjpryce.com</p>
<p>Screws</p> 		<p>We start with small screws. No 10's, $\frac{3}{4}$ inch are perfect, to make the task relatively easy and so develop confidence. Always use cross head screws as they are much easier than slotted screws. Size: PZ2</p> <p>As children's skills develop a selection of longer screws can be introduced.</p> <p>https://www.rjpryce.com</p>

<p>Workbench</p> 	<p>£610</p>	<p>Community Playthings sales@communityplaythings.co.uk Telephone 0800 387 457 (UK only) +44 (0)1580 883310</p>
<p>Workbench</p> 	<p>£340</p>	<p>Community Playthings sales@communityplaythings.co.uk Telephone 0800 387 457 (UK only) +44 (0)1580 883310</p>
<p>Workbench</p> 	<p>£342</p>	<p>Early Excellence http://earlyexcellence.com/go-shopping/woodwork-bench-large-continuous-provision-3-7yrs/</p>
<p>Workbench</p> 	<p>£210</p>	<p>http://www.cosydirect.com/woodwork-bench.html https://www.creativecascade.co.uk/products/wood-works/</p>

<p>Balsa wood box section</p> 	<p>Essential for first sessions</p>	<p>I recommend starting with lengths of 25mm by 25mm box sections</p> <p>The Balsa Cabin balsacabin@hotmail.com 01621 859711</p> <p>Fred Aldous sales@fredaldous.net 0161-2364224</p> <p>www.cosydirect.com</p>
<p>Balsa wood sheet</p> 	<p>Essential for first sessions</p>	<p>I recommend starting with lengths of thin sheets 3mm or 4mm (1/8" or 3/16") that can be prepared into smaller sections</p> <p>The Balsa Cabin balsacabin@hotmail.com 01621 859711</p> <p>Fred Aldous sales@fredaldous.net 0161-2364224</p> <p>www.cosydirect.com</p>
<p>PORTABLE BENCH VICE From amazon and many others Irwin Record v150b</p> 	<p>£25-£30</p> <p>Clamp this to a heavy old table, cut the legs down to 65cm and you have a workbench</p>	<p>https://www.mytoolshed.co.uk/irwin-record-v150b-woodcraft-vice-6in.html</p> <p>many suppliers just google Irwin record v150b</p>
<p>Stanley 0-83-179 Quick Vice From amazon and many others</p> 	<p>£25</p> <p>Good option for pack away settings</p>	<p>https://www.amazon.co.uk/Bahco-300-14-F15-16-Hp-Toolbox-Handsaw/dp/B0001GS12C/ref=sr_1_2?s=kitchen&ie=UTF8&qid=1462526216&sr=1-2&keywords=bacho++saw</p> <p>Video clip of this vice in action! https://www.youtube.com/watch?v=4iBqe8o4pYQ</p>

<p>Workbench by Muddy Faces</p> 	<p>£199</p>	<p>https://www.muddyfaces.co.uk/product-category/tools-storage/work-benches/</p>
<p>Muddy faces workbench –no vice</p> 	<p>£89</p>	<p>https://www.muddyfaces.co.uk/product-category/tools-storage/work-benches/</p>

Woodwork Equipment

For detailed advice on how to safely use tools with young children- see the book:

Learning through woodwork: Introducing creative woodwork in the early years **by Pete Moorhouse**

To get started you will need a basic toolkit. Having the right tools does make a big difference, for example a hammer with a short handle with good grip, and a reasonable weight with a large head would be excellent however a long handled pin hammer will make the tasks more difficult leading to frustration. Over the years we have refined which tools are most suitable to young children. I don't supply tools and at present there is no shop that sells all the recommended tools – so it will take some effort to source from the different suppliers – but it will be worth it.

A starter kit should include: hammers, screwdrivers, a saw, a hand drill and drill bits, workbench and lots of nails and screws.

Work surface: An old table at child height would make a good work surface or alternatively a table could be covered with a sheet of wood to protect the surface. Wood being sawn or drilled needs to be held firm. A sturdy heavy workbench with a vice is ideal.

The toolkit can be added to over time as the children's knowledge and skills develop – woodwork lends itself to slowly adding new skills and tools.

Most of the tools are standard but there are three items I would strongly specifically recommend being particularly ergonomic for young children:

- The 8oz Stubby Ball Pein Hammer as it really is perfectly suited to young children.
- Draper pistol grip hand drill & drill bits. This drill is perfect for young children to hold and the mechanism is enclosed.
- A small Japanese saw is a great addition and very easy for children to use cutting on the back stroke. Ice Bear brand is readily available. Japanese saws generally have teeth on both sides but this model the top edge is smooth.

In addition a larger saw is useful for sawing thicker wood. A larger pull saw or the Bahco tool box saw is useful.

Remember tools can be added to over time – start with the basics

Links to suppliers may change. Please do let me know if any links are broken and then I will update. Thank you. studio@petemoorhouse.co.uk

If you are a supplier and would like to be added please contact me